















## A SIMPLIFIED GUIDE TO LORRY TYPES AND WEIGHTS

Recommended Description		Identifier	UK Maximum Gross Weight (tonnes)	Shape
<b>LIGHT GOODS VEHICLES</b>		2 axles	<b>3.5</b>	no rear side windows 
<b>L O R R I E S</b>	<b>HEAVY GOODS VEHICLES</b>	SMALLER 2-AXLE LORRIES	2 axles	<b>Over 3.5 7.5</b> 
		BIGGER 2-AXLE LORRIES	2 axles	<b>Over 7.5 18</b> 
	(Vehicles over 7.5 tonnes gross require a Heavy Goods Vehicle Driver's Licence)	<b>MULTI-</b>	3 axles rigid	<b>25 26*</b> 
			3 axles artic.	<b>26</b> 
			4 axles rigid	<b>30 32*</b> 
			4 axles artic.	<b>36 38*</b> 
		<b>AXLE</b>	Vehicle and draw-bar trailer 4 axles	<b>30 36**</b> 
			5 axles or more artic. See note (a)	<b>40</b> 
			Vehicle and draw-bar trailer 5 axles See note (a)	<b>40**</b> 
			<b>LORRIES</b>	6 axles artic. See note (b)
		6 axles draw-bar See note (b)		<b>41* and **</b> 
		5 or 6 axles artic. See notes (b) and (c)		<b>44* and ***</b> 
		6 axles draw-bar		<b>44*,** and ***</b> 
			6 axles artic. See note (b) and (d)	<b>44*</b> 
	6 axles draw-bar See note (b) and (d)	<b>44* and **</b> 